

103168-7 ✓ ACTIVE

AMPMODU | [AMPMODU Headers](#)


TE Internal #: 103168-7

PCB Mount Header, Vertical, Board-to-Board, 18 Position, 2.54 mm
[.1 in] Centerline, Fully Shrouded, Gold, Through Hole - Solder,
AMPMODU Headers

[View on TE.com >](#)



Connectors > PCB Connectors > PCB Headers & Receptacles



PCB Connector Assembly Type: **PCB Mount Header**

PCB Mount Orientation: **Vertical**

Connector System: **Board-to-Board**

Number of Positions: **18**

Number of Rows: **2**

Features

Product Type Features

| | |
|-----------------------------------|-----------------------|
| PCB Connector Assembly Type | PCB Mount Header |
| Connector System | Board-to-Board |
| Header Type | Fully Shrouded |
| Connector & Contact Terminates To | Printed Circuit Board |

Configuration Features

| | |
|----------------------------------|--------------|
| Connector Contact Load Condition | Fully Loaded |
| PCB Mount Orientation | Vertical |
| Number of Positions | 18 |
| Number of Rows | 2 |
| Board-to-Board Configuration | Parallel |

Electrical Characteristics

| | |
|---------------------------------------|----------|
| Insulation Resistance | 5000 MΩ |
| Dielectric Withstanding Voltage (Max) | 750 Vrms |

Body Features

| | |
|-----------------------|----------|
| Connector Profile | Standard |
| Primary Product Color | Black |

Contact Features

| | |
|------------------------------|-----------------|
| Mating Square Post Dimension | .64 mm[.025 in] |
|------------------------------|-----------------|



| | |
|---|---|
| PCB Contact Termination Area Plating Material Thickness | 2.54 – 5.08 μm [100 – 200 μin] |
| Contact Shape & Form | Square |
| Contact Underplating Material | Nickel |
| PCB Contact Termination Area Plating Material | Tin-Lead |
| Contact Base Material | Phosphor Bronze |
| Contact Mating Area Plating Material | Gold |
| Contact Mating Area Plating Material Thickness | .762 μm [30 μin] |
| Contact Type | Pin |
| Contact Current Rating (Max) | 3 A |

Termination Features

| | |
|---|-----------------------|
| Square Termination Post & Tail Dimension | .64 mm[.025 in] |
| Termination Post & Tail Length | 3.18 mm[.125 in] |
| Termination Method to Printed Circuit Board | Through Hole - Solder |

Mechanical Attachment

| | |
|-------------------------|---------------|
| Mating Retention | With |
| Mating Retention Type | Detent Window |
| Mating Alignment | With |
| Mating Alignment Type | Polarization |
| PCB Mount Retention | Without |
| PCB Mount Alignment | Without |
| Connector Mounting Type | Board Mount |

Housing Features

| | |
|--------------------|----------------|
| Centerline (Pitch) | 2.54 mm[.1 in] |
| Housing Material | Thermoplastic |

Dimensions

| | |
|-----------------------------|-----------------|
| Row-to-Row Spacing | 2.54 mm[.1 in] |
| PCB Thickness (Recommended) | 1.4 mm[.055 in] |

Usage Conditions

| | |
|-----------------------------|--|
| Housing Temperature Rating | Standard |
| Operating Temperature Range | -65 – 105 $^{\circ}\text{C}$ [-85 – 221 $^{\circ}\text{F}$] |

Operation/Application

| | |
|---------------------|--------|
| Circuit Application | Signal |
|---------------------|--------|



Industry Standards

| | |
|------------------------|-----------------------|
| Agency/Standard | CSA |
| Approved Standards | CSA LR7189, UL E28476 |
| UL Flammability Rating | UL 94V-0 |

Packaging Features

| | |
|--------------------|------|
| Packaging Quantity | 96 |
| Packaging Type | Tray |

Product Compliance


[For compliance documentation, visit the product page on TE.com>](#)

| | |
|---|--|
| EU RoHS Directive 2011/65/EU | Not Compliant |
| EU ELV Directive 2000/53/EC | Not Compliant |
| China RoHS 2 Directive MIIT Order No 32, 2016 | Restricted Materials Above Threshold |
| EU REACH Regulation (EC) No. 1907/2006 | Current ECHA Candidate List: JUNE 2022 (224) Candidate List Declared Against: JAN 2022 (223) SVHC > Threshold: Pb (40% in Component Part) Article Safe Usage Statements: Do not eat, drink or smoke when using this product. Wash thoroughly after handling. Recycle if possible and dispose of the article by following all applicable governmental regulations relevant to your geographic location. |
| Halogen Content | Low Halogen - Br, Cl, F, I < 900 ppm per homogenous material. Also BFR/CFR/PVC Free |
| Solder Process Capability | Wave solder capable to 240°C |


Product Compliance Disclaimer

This information is provided based on reasonable inquiry of our suppliers and represents our current actual knowledge based on the information they provided. This information is subject to change. The part numbers that TE has identified as EU RoHS compliant have a maximum concentration of 0.1% by weight in homogenous materials for lead, hexavalent chromium, mercury, PBB, PBDE, DBP, BBP, DEHP, DIBP, and 0.01% for cadmium, or qualify for an exemption to these limits as defined in the Annexes of Directive 2011/65/EU (RoHS2). Finished electrical and electronic equipment products will be CE marked as required by Directive 2011/65/EU. Components may not be CE marked. Additionally, the part numbers that TE has identified as EU ELV compliant have a maximum concentration of 0.1% by weight in homogenous materials for lead, hexavalent chromium, and mercury, and 0.01% for cadmium, or qualify for an exemption to these limits as defined in the Annexes of Directive 2000/53/EC (ELV). Regarding the REACH Regulation, the information TE provides on SVHC in articles for this part number is based on the latest European Chemicals Agency (ECHA) 'Guidance on requirements for substances in articles' posted at this URL: <https://echa.europa.eu/guidance-documents/guidance-on-reach>

Compatible Parts




TE Part # 1-87456-3
18 MODIV HSG COMP DR .100CL



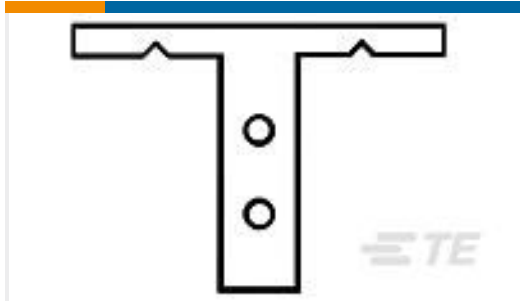
TE Part # 1-87456-4
18 MODIV HSG DR MRKD .100CL



TE Part # 3-87977-4
18 MODIV HSG COMP DR .100 POL



TE Part # 87922-5
18 MODIV HSG W/STR RLF DR MRKD



TE Part # 87743-1
MODII KEYED BARRIER INSERT



TE Part # 1-86177-6
18 MODIV HSG COMP DR .100CL



TE Part # 87977-7
18 MODIV HSG DR MRKD .100 POL


Also in the Series | AMPMODU Headers



PCB Connector Mounting(1)



PCB Connector Shrouds(1)



PCB Headers & Receptacles(6830)



PCB Latches, Locks & Retainers(2)



Wire-to-Board Connector Assemblies & Housings(5)



Wire-to-Board Connector Contacts(66)

Documents

Product Drawings

18 MODII HDR DRST SHRD .100CL

English

CAD Files

3D PDF

3D

Customer View Model



[ENG_CVM_CVM_103168-7_M.2d_dxf.zip](#)

English

Customer View Model

[ENG_CVM_CVM_103168-7_M.3d_igs.zip](#)

English

Customer View Model

[ENG_CVM_CVM_103168-7_M.3d_stp.zip](#)

English

By downloading the CAD file I accept and agree to the [Terms and Conditions](#) of use.

Product Specifications

[Product Specification](#)

English